

Perl Workshop Preview

Infrastructure From Scratch

Presented By
Jamie Pitts

Goal

To learn how to build a "modern perl" infrastructure which can be used for data processing and web apps... mostly from scratch.



Open Source Bulldozer

One of 50 tools in the
Global Village Construction Set

What is Infrastructure?

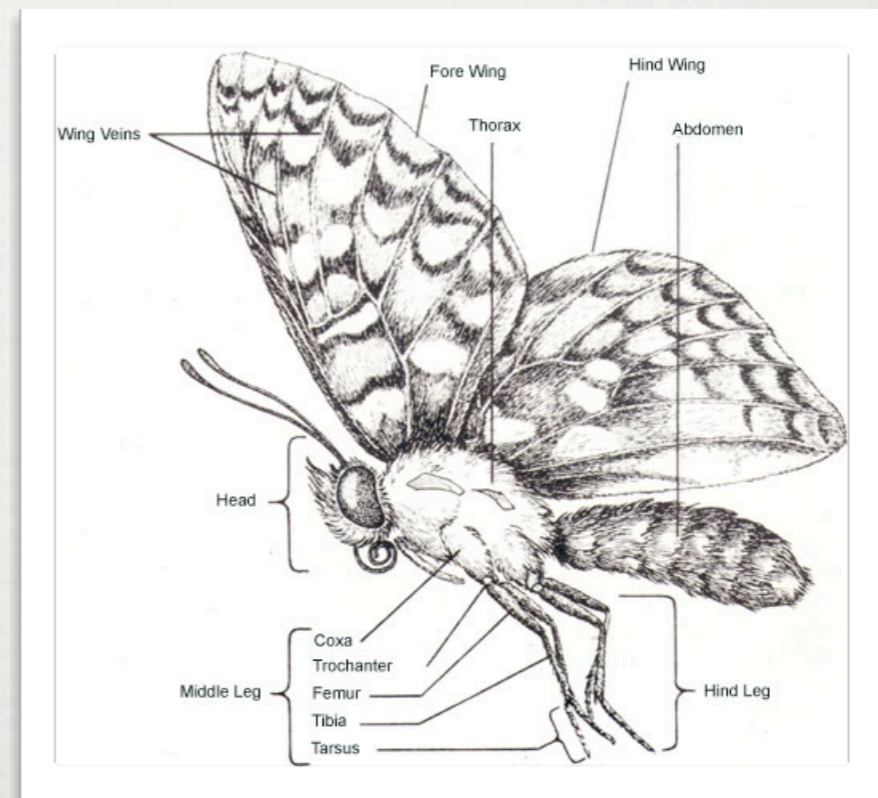
Infrastructure is everything that supports what you want to build

- Provides the basic plumbing for your apps.
- In the case of perl: mostly CPAN libraries and glue code.
- Generates files and code to get you started.
- Guides how you will build something.
- Enables others to help.

What is Being Built?

A simple but complete application stack,
built in steps.

- Clearly defined, documented, and tested "moving parts"
- Application stack that makes good use of Log4Perl, Moose, DBIC, and Catalyst.
- Infrastructure that is separate from the implementation.
- Simple implementations are used to build and test the infrastructure.



Butterfly Anatomy

Why Build From Scratch?


(Because we usually just re-purpose what we've worked on before.)

- Understand how a modern perl system works from top-to-bottom.
- See some CPAN libraries in action: DBIC, Catalyst, Moose.
- Steal some ideas.
- Break free of re-engineering inertia.
- Iterate from where the workshop ends.

The Chicken Egg... Solution

To Iteratively Build Your Infrastructure:
Bootstrap and Test Increasingly Complex Apps

1. Installation and Plumbing
2. Project and Component Builders:
"Hello, World"
3. Database and DBIC: "Hello, Data"
4. Catalyst: "Hello, Web User"
5. Catalyst-DBIC Component:
"Hello, Web Application"



The Reprap Mendel

Building How from What

Infrastructure

Your Project

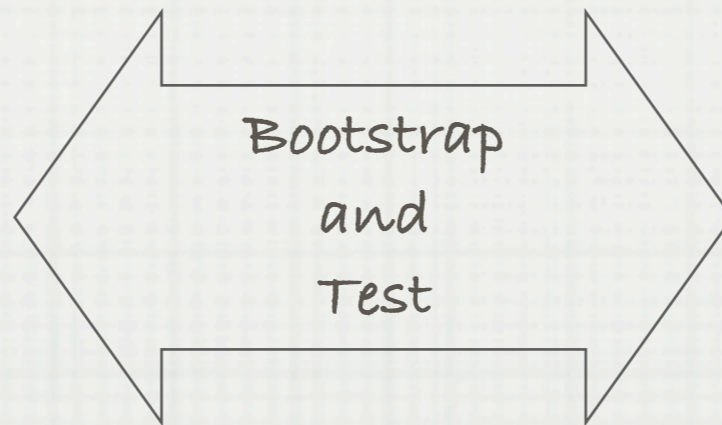
Your Components

Downloads, Installs
Environment
General Plumbing
Logging
Generators
Database
DBIC
Catalyst

Config
Database Schema
Model

Bootstrap
and
Test

Hello, World
Hello, Database
Hello, Web User
Hello, Web App



That's It For Now
To Be Continued...

Presented By
Jamie Pitts